



SUDEXPRESS[®]
scale model trains

EURODUAL STADLER

Official Licensed Product

Novelties | Neuheiten - H0 | N

2022-2023





Dual Mode Locomotive 159 001-7



In cooperation with | In Kooperation mit: Havelländische Eisenbahn AG

Ep.	VI
	266
	NEM660 21MTC
	FAN MOTOR



S1590019	AC		- AC digital version
S1590018			- AC with Sound + Panto (Premium line version)
S1590011	DC	=	- DC analogic version
S1590010	=		- DC with Sound + Panto (Premium line version)

Dual Mode Locomotive 159 003-3



In cooperation with | In Kooperation mit: Havelländische Eisenbahn AG

Ep.	VI
	266
	NEM660 21MTC
	FAN MOTOR



S1590039	AC		- AC digital version
S1590038			- AC with Sound + Panto (Premium line version)
S1590031	DC	=	- DC analogic version
S1590030	=		- DC with Sound + Panto (Premium line version)

Dual Mode Locomotive 159 208-8



In cooperation with | In Kooperation mit: - BSAS EisenbahnVerkehrs GmbH & Co. KG
- M.A.D. Logistik GmbH
- Gudrun Geiblinger Design

Ep.	VI
	266
	NEM660 21MTG
	FAN MOTOR



S1592089	AC		- AC digital version
S1592088			- AC with Sound + Panto (Premium line version)
S1592081	DC	=	- DC analogic version
S1592080	=		- DC with Sound + Panto (Premium line version)

Design by Gudrun Geiblinger

Dual Mode Locomotive 159 101-5



In cooperation with | In Kooperation mit: ITL Eisenbahngesellschaft - Captrain Deutschland GmbH

Ep.	VI
	266
	NEM660 21MTG
	FAN MOTOR



S1591019	AC		- AC digital version
S1591018			- AC with Sound + Panto (Premium line version)
S1591011	DC	=	- DC analogic version
S1591010	=		- DC with Sound + Panto (Premium line version)



Dual Mode Locomotive 159 201-3



F=ma

In cooperation with | In Kooperation mit: Heavy Haul Power International GmbH

Ep.	VI
	266
	NEM660 21MTC
	FAN MOTOR



S1592019	AC		- AC digital version
S1592018			- AC with Sound + Panto (Premium line version)
S1592011	DC	=	- DC analogic version
S1592010	=		- DC with Sound + Panto (Premium line version)



© Jean-Luc Chechelski

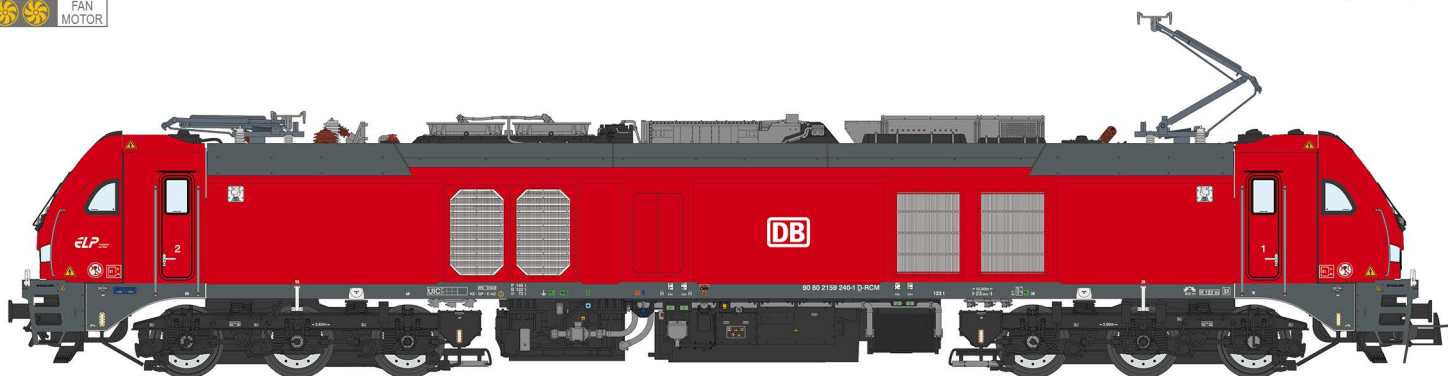
NEW

Dual Mode Locomotive 159 240-1



In cooperation with | In Kooperation mit: - DB Cargo AG
- Trispel rail-de-sign

Ep.	VI
	266
	NEM660 21MTC
	FAN MOTOR



S1592409	AC		- AC digital version
S1592408			- AC with Sound + Panto (Premium line version)
S1592401	DC	=	- DC analogic version
S1592400	=		- DC with Sound + Panto (Premium line version)



© DB Cargo AG



Dual Mode Locomotive 159 210-4



In cooperation with | In Kooperation mit: - BSAS EisenbahnVerkehrs GmbH & Co. KG
- M.A.D. Logistik GmbH
- Gudrun Geiblinger Design

Ep.	VI
	266
	NEM660 21MTG
	FAN MOTOR



S1592109	AC ~	- AC digital version
S1592108	~	- AC with Sound + Panto (Premium line version)
S1592101	DC =	- DC analogic version
S1592100	=	- DC with Sound + Panto (Premium line version)

Design by Gudrun Geiblinger

Dual Mode Locomotive 159 209-6



In cooperation with | In Kooperation mit: - BSAS EisenbahnVerkehrs GmbH & Co. KG
- M.A.D. Logistik GmbH
- Gudrun Geiblinger Design

Ep.	VI
	266
	NEM660 21MTG
	FAN MOTOR



S1592099	AC ~	- AC digital version
S1592098	~	- AC with Sound + Panto (Premium line version)
S1592091	DC =	- DC analogic version
S1592090	=	- DC with Sound + Panto (Premium line version)

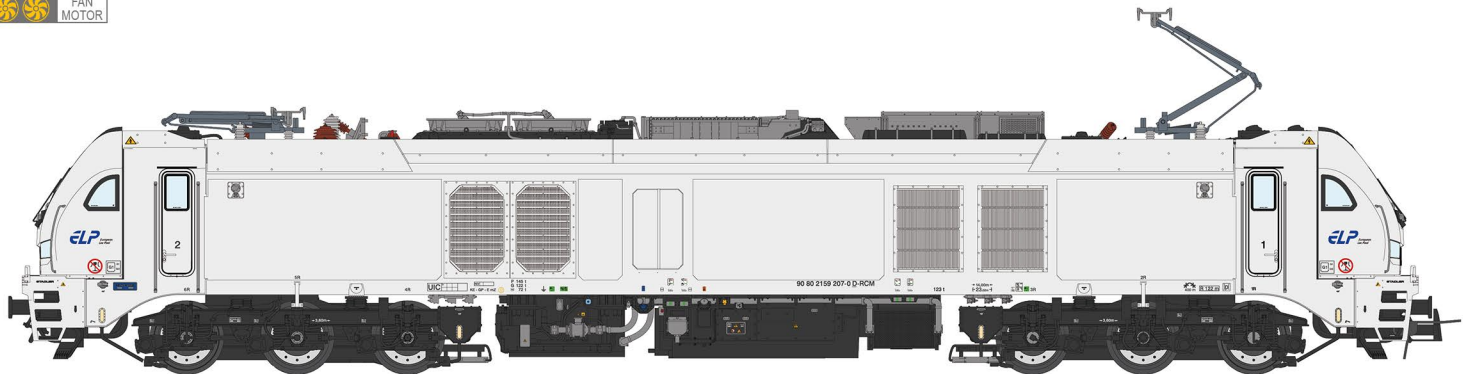
Design by Gudrun Geiblinger

Dual Mode Locomotive 159 207-0



In cooperation with | In Kooperation mit: - European Locomotive Pool AG

Ep.	VI
	266
	NEM660 21MTC
	FAN MOTOR




S1592079	AC		- AC digital version
S1592078			- AC with Sound + Panto (Premium line version)
S1592071	DC	=	- DC analogic version
S1592070	=		- DC with Sound + Panto (Premium line version)

Dual Mode Locomotive 159 227-8



In cooperation with | I samarbete med: - Erfurter Bahnservice GmbH
- Railcolor Design

Ep.	VI
	266
	NEM660 21MTC
	FAN MOTOR



S1592279	AC		- AC digital version
S1592278			- AC with Sound + Panto (Premium line version)
S1592271	DC	=	- DC analogic version
S1592270	=		- DC with Sound + Panto (Premium line version)



Dual Mode Locomotive 159 231-0



In cooperation with | In Kooperation mit: - Eisenbahnen und Verkehrsbetriebe Elbe-Weser GmbH
- Trispeil rail-de-sign

Ep.	VI
	266
	NEM660 21MTC
	FAN MOTOR




S1592319	AC		- AC digital version
S1592318			- AC with Sound + Panto (Premium line version)
S1592311	DC	=	- DC analogic version
S1592310	=		- DC with Sound + Panto (Premium line version)

Dual Mode Locomotive 159 212-0



In cooperation with | In Kooperation mit: - STARKENBERGER GRUPPE

Ep.	VI
	266
	NEM660 21MTC
	FAN MOTOR



S1592129	AC		- AC digital version
S1592128			- AC with Sound + Panto (Premium line version)
S1592121	DC	=	- DC analogic version
S1592120	=		- DC with Sound + Panto (Premium line version)

NEW

Dual Mode Locomotive 159 221-1



In cooperation with | In kooperasjon mit: - VTG Retrack
- Trispel rail-de-sign

Ep.	VI
	266
	NEM660 21MTC
	FAN MOTOR



S1592219	AC		- AC digital version
S1592218			- AC with Sound + Panto (Premium line version)
S1592211	DC	=	- DC analogic version
S1592210	=		- DC with Sound + Panto (Premium line version)

Dual Mode Locomotive ED 9002



In cooperation with | I samarbeite med: - Green Cargo AB
- NMJ- Norsk Modelljernbane is Scandinavia

Ep.	VI
	266
	NEM660 21MTC
	FAN MOTOR



SED90029	AC		- AC digital version
SED90028			- AC with Sound + Panto (Premium line version)
SED90021	DC	=	- DC analogic version
SED90020	=		- DC with Sound + Panto (Premium line version)

In partnership with | Partnerskap med:





Dual Mode Locomotive 159 216-1



In cooperation with | In Kooperation mit: - Holzlogistik und Güterbahn GmbH
- Trispel rail-de-sign

Ep.	VI
	266
	NEM660 21MTC
	FAN MOTOR



S1592169	AC		- AC digital version
S1592168			- AC with Sound + Panto (Premium line version)
S1592161	DC	=	- DC analogic version
S1592160	=		- DC with Sound + Panto (Premium line version)

Dual Mode Locomotive 159 217-9



In cooperation with | | sammarbete med: - Mitteldeutsche Eisenbahn GmbH
- Trispel rail-de-sign

Ep.	VI
	266
	NEM660 21MTC
	FAN MOTOR



S1592179	AC		- AC digital version
S1592178			- AC with Sound + Panto (Premium line version)
S1592171	DC	=	- DC analogic version
S1592170	=		- DC with Sound + Panto (Premium line version)

NEW

Dual Mode Locomotive 159 214-6



In cooperation with | In Kooperation mit: - ecco-rail GmbH

Ep.	VI
	266
	NEM660 21MTG
	FAN MOTOR



S1592149	AC		- AC digital version
S1592148			- AC with Sound + Panto (Premium line version)
S1592141	DC	=	- DC analogic version
S1592140	=		- DC with Sound + Panto (Premium line version)

Dual Mode Locomotive 159 238-5



In cooperation with | In Kooperation mit: - BELog Baustoffe- Entsorgung-Logistik GmbH & Co. KG
- Merco-MTW

Ep.	VI
	266
	NEM660 21MTG
	FAN MOTOR



S1592389	AC		- AC digital version
S1592388			- AC with Sound + Panto (Premium line version)
S1592381	DC	=	- DC analogic version
S1592380	=		- DC with Sound + Panto (Premium line version)



Dual Mode Locomotive 159 102-4



In cooperation with | In Kooperation mit: ITL Eisenbahngesellschaft - Captrain Deutschland GmbH

Ep.	VI
	266
	NEM660 21MTC
	FAN MOTOR



© Captrain/ITL

S1591029	AC	~		- AC digital version
S1591028	~			- AC with Sound + Panto (Premium line version)
S1591021	DC	=		- DC analogic version
S1591020	=			- DC with Sound + Panto (Premium line version)



© Jean-Luc Chechelski

Dual Mode Locomotive 159 001-7



In cooperation with | In Kooperation mit: Havelländische Eisenbahn AG

Ep.	VI
	145
	Next18



© Andreas Kunert

N1590011	DC =	- DC analogic version (1:160 N Scale)
N1590010	=	- DC with Sound (1:160 N Scale)

Dual Mode Locomotive 159 003-3



In cooperation with | In Kooperation mit: Havelländische Eisenbahn AG

Ep.	VI
	145
	Next18



© Andreas Kunert

N1590031	DC =	- DC analogic version (1:160 N Scale)
N1590030	=	- DC with Sound (1:160 N Scale)



Dual Mode Locomotive 159 208-8



In cooperation with | In Kooperation mit: - BSAS EisenbahnVerkehrs GmbH & Co. KG - M.A.D. Logistik GmbH
- Gudrun Geiblinger Design

Ep.	VI
	145
	Next18



© Michael "Vectron X4E"

N1592081	DC =	- DC analogic version (1:160 N Scale)
N1592080	=	- DC with Sound (1:160 N Scale)

Design by Gudrun Geiblinger

Dual Mode Locomotive 159 101-5



In cooperation with | In Kooperation mit: ITL Eisenbahngesellschaft - Captrain Deutschland GmbH

Ep.	VI
	145
	Next18



© Rene_Potsdam

N1591011	DC =	- DC analogic version (1:160 N Scale)
N1591010	=	- DC with Sound (1:160 N Scale)

Dual Mode Locomotive 159 201-3



In cooperation with | In Kooperation mit: Heavy Haul Power International GmbH

Ep.	VI
	145
	Next18



© Christopher Wurm

N1592011	DC =	- DC analogic version (1:160 N Scale)
N1592010	=	- DC with Sound (1:160 N Scale)

Dual Mode Locomotive 159 231-0



In cooperation with | In Kooperation mit: - Eisenbahnen und Verkehrsbetriebe Elbe-Weser GmbH
- Trispel rail-de-sign

Ep.	VI
	145
	Next18



© EVB

N1592311	DC =	- DC analogic version (1:160 N Scale)
N1592310	=	- DC with Sound (1:160 N Scale)



Dual Mode Locomotive 159 240-1



In cooperation with | In Kooperation mit: - DB Cargo AG
- Trispel rail-de-sign

Ep.	VI
	145
	Next18



© B. Wisberg

N1592401	DC =	- DC analogic version (1:160 N Scale)
N1592400	=	- DC with Sound (1:160 N Scale)



© B. Wisberg





Avaliare Eng. Lda.

Centro Comercial da Estação
Praça Camilo Castelo Branco, 31
2º andar - Sala 48
4700 - 209 Braga
Portugal



www.sudexpressmodels.eu



follow us on social media

Your official Sudexpress reseller

EuroDual H0 and N scale Novelties Catalogue | EuroDual H0 und N spur Neuheiten Katalog

Edit. July | Juni 2022



Photo © Jean-Luc Chechelski