





Diesel locomotive DE 39 (4005), HGK



Ref.: SHGK400516N

N scale DC analogic

Diesel Locomotive E4004, Europorte



Ref.: SEUR400416N

N scale DC analogic

Diesel Locomotive E4017, VFLI



Ref.: SVFL401716N

N scale DC analogic

Diesel Locomotive 335.016, Continental Rail



Ref.: SCON501616N

N scale DC analogic

Diesel Locomotive 335.001, COMSA



Ref.: SCOM500116N

N scale DC analogic

Diesel Locomotive 335.028, Logitren



Ref.: SLOG502816N

N scale DC analogic

Diesel Locomotive 6004, Takargo



Ref.: STAK600416N

N scale DC analogic




SUDEXPRESS
scale model trains




HO scale 1:87

Diesel locomotive DE 39 (4005), HGK



DC analogic Ref.: SUHGK400516DC **AC** for digital Ref.: SUHGK400516AC

Diesel Locomotive E4006 "ALESIA", Europorte




DC analogic Ref.: SUEA400616DC

Diesel Locomotive E4029, ETF



DC analogic Ref.: SUETF402916DC

Diesel Locomotive E4030, ETF



DC analogic Ref.: SUETF403016DC

Diesel Locomotive 335.032, Ferrovial



DC analogic Ref.: SUF03216DC **AC** for digital Ref.: SUF03216AC



www.sudexpressmodels.eu

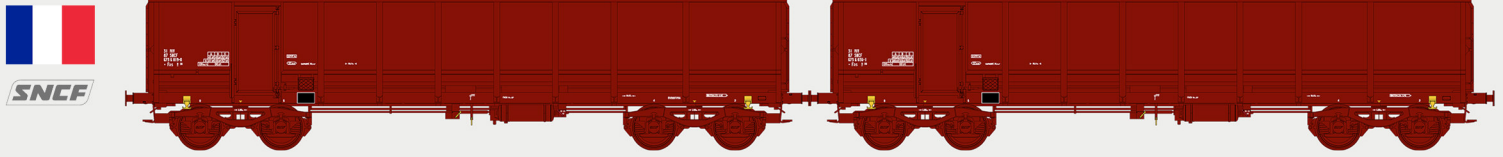
Avaliare Eng. Ltd
Centro Comercial da Estação
Praça Camio Castelo Branco, 31 - 2º andar - Sala 48
4700 - 2009 Braga PORTUGAL
Tel: +351 253 100 089 - email: geral@sudexpressmodels.com



Wagon Sets of 2 Open Wagons of the SNCF

Wagensets 2 Offene Güterwagen der SNCF

Fas SNCF F8-16 6 819-0, with Wooden Floor
Fas SNCF F8-16 6 036-3, with Metal Floor



ep. IV ref.: **WBSE1936**

Fas SNCF F80 7 777-9, with Wooden Floor
Fas SNCF F8-16 6 905-7, with Wooden Floor and Brake Platform



ep. IV ref.: **WBSE7705**

Fas SNCF F8-16 6 091-6, whit Wooden Floor
Fas SNCF F80 7 871-1, whit Wooden Floor



ep. IV ref.: **WBSE9171**

Fas SNCF E84 5 904-2, with Wooden Floor
Fas SNCF E83 4 025-6, with Metal Floor



ep. V ref.: **WBSE0425**

Fas SNCF F84 4 076-9, whit Wooden Floor
Fas SNCF F84 5 048-7, whit Wooden Floor and Brake Platform



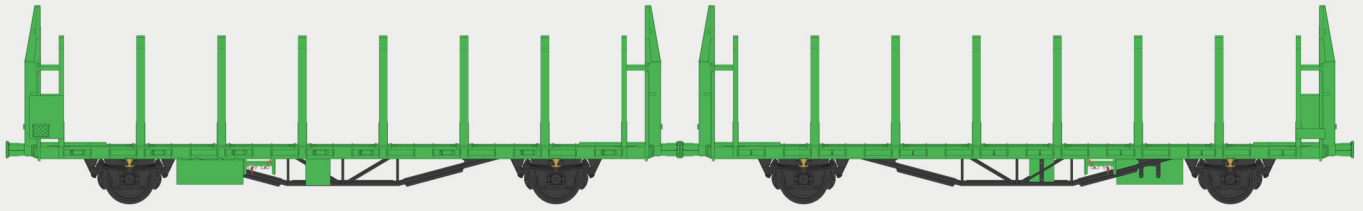
ep. V ref.: **WBSE7648**



Double flat wagons for Wood transport

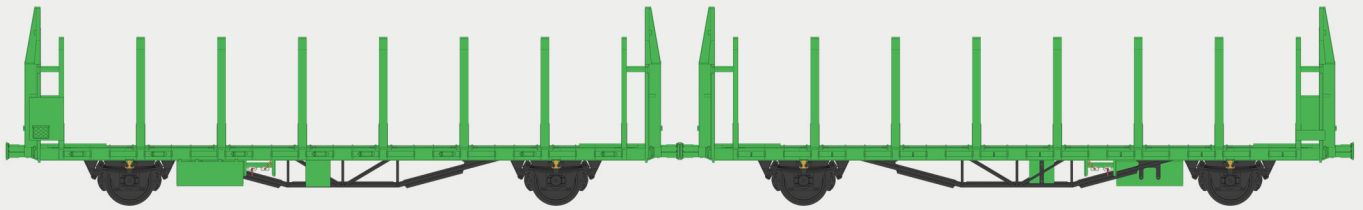
Doppelflachwagen für den Holztransport

Laaps DB 4309 058-6



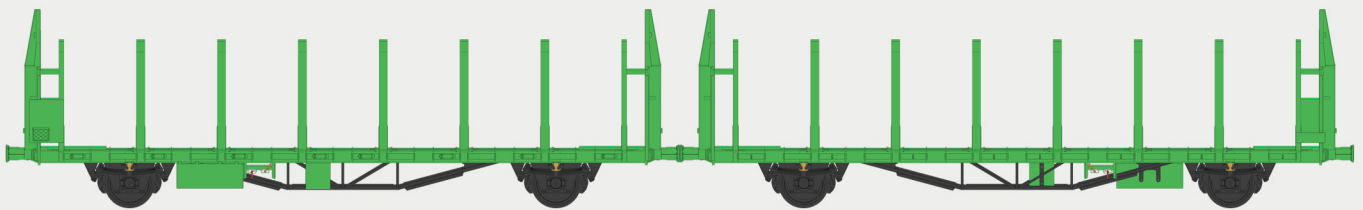
ref.: **WRSE058**

Laaps DB 4309 009-9



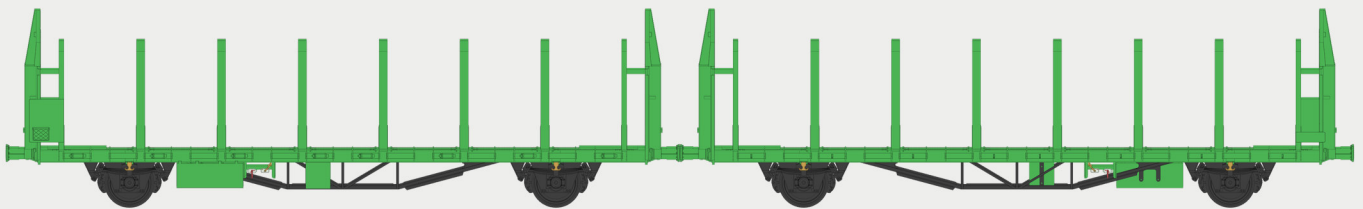
ref.: **WRSE009**

Laaps OBB 4309 009-9



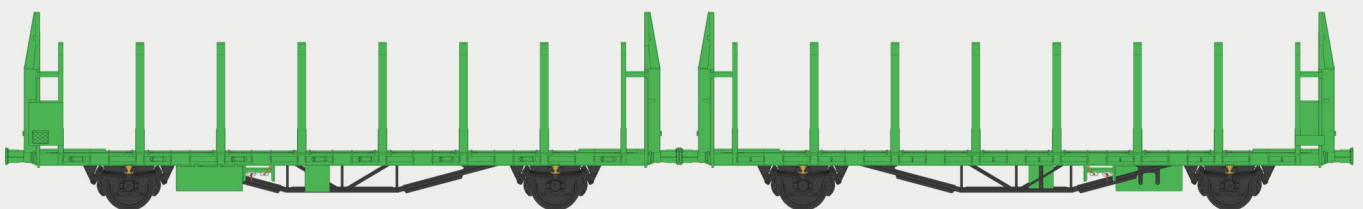
ref.: **WRSE051**

Laaps B VTG-France 4309 000-8



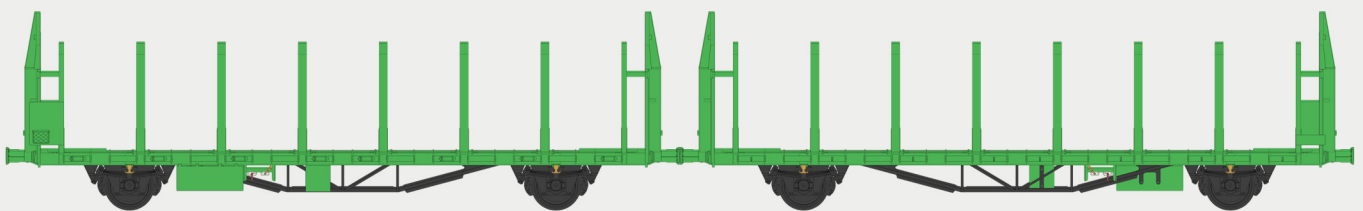
ref.: **WRSE000**

Laaps D VTG-Deutschland 4309 131-5



ref.: **WRSE131**

Laaps D VTG-France 4309 011-9



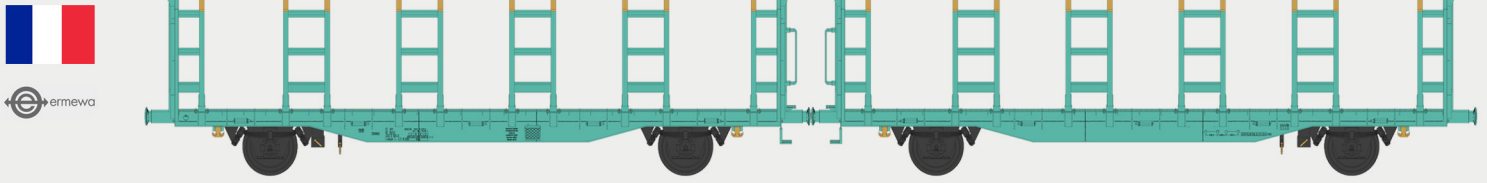
ref.: **WRSE011**



Double flat wagons for Wood transport

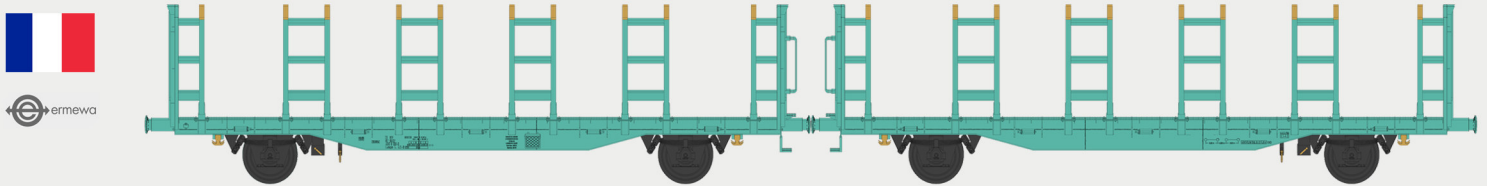
Doppelflachwagen für den Holztransport

Laaps ERMEWA 4309 006-6



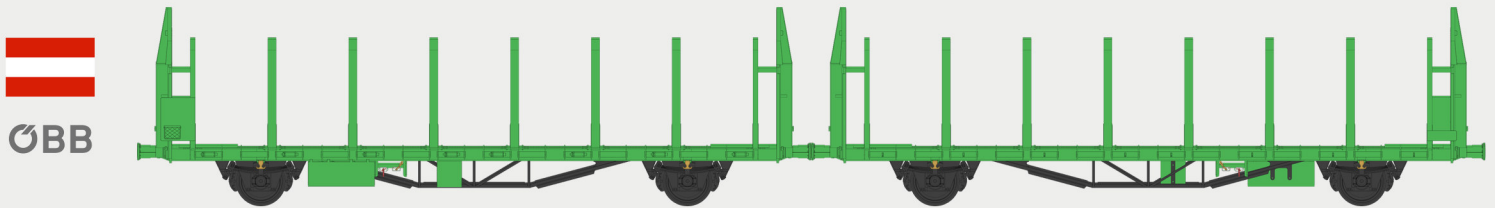
ref.: **WRSE006**

Laaps ERMEWA 4309 103-4




ref.: **WRSE103**

Laars OBB 4306 063-8



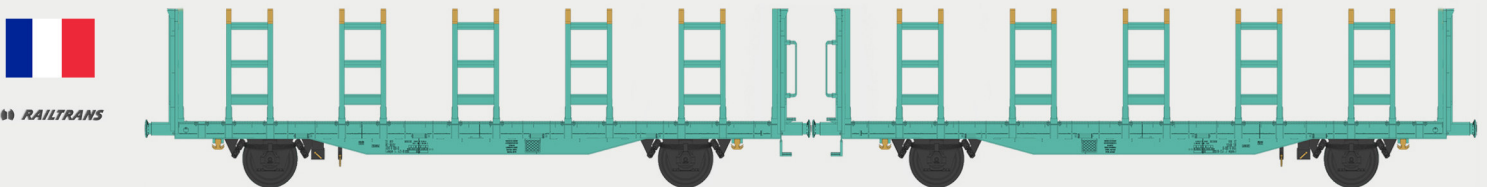
ref.: **WRSE063**

Laars OBB 4306 070-3




ref.: **WRSE070**

Laaps Railtrans 4309 101-5



ref.: **WRSE101**

Laaps SNCF 4309 056-3



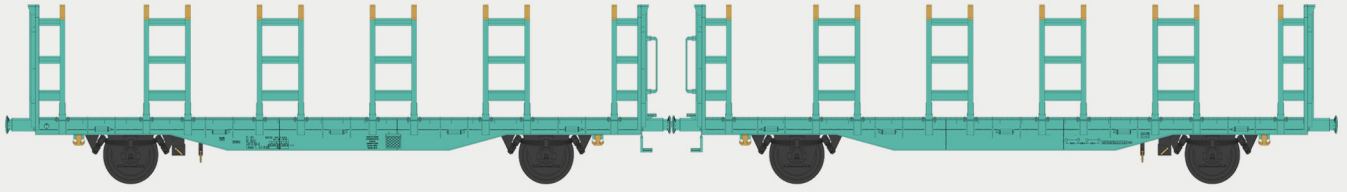
ref.: **WRSE056**



Double flat wagons for Wood transport

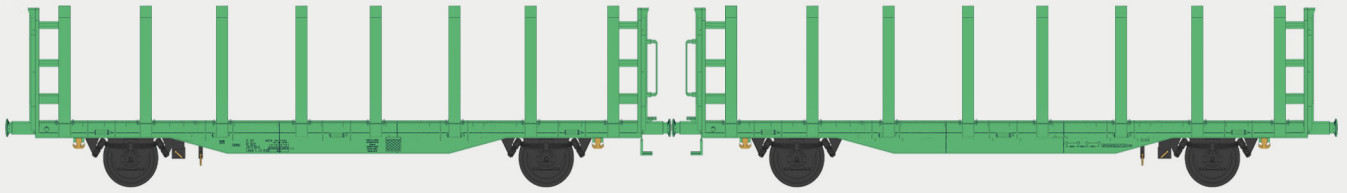
Doppelflachwagen für den Holztransport

Laaps SNCF 4309 163-7



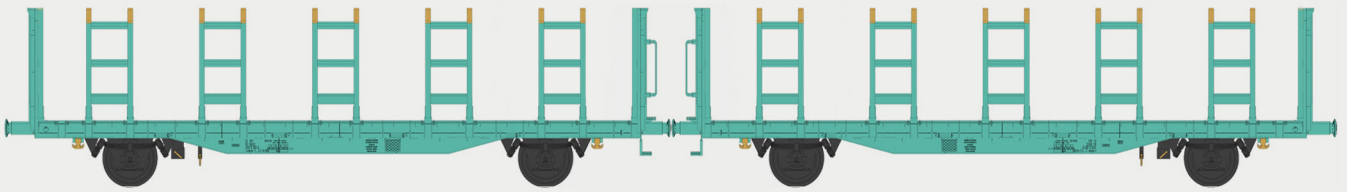
ref.: **WRSE163**

Laars D VTG-France 4308 025-2



ref.: **WRSE025**

Laaps D VTG-France 4308 005-2



ref.: **WRSE005**

